



Bursar

Access Your 1098-T

Learn how to retrieve your 1098-T

Step 1

Retrieve your 1098-T

The screenshot shows the UAccess Student Center interface. At the top, the University of Arizona logo is on the left, and the user's name 'WILBUR WILDCAT' and student ID '00000001' are on the right, next to a 'SIGN' button. A navigation bar contains links for 'ENROLLMENT', 'ADVISING', 'ACADEMIC RECORD', 'FINANCIAL AID', and 'BURSAR ACCOUNT'. The 'BURSAR ACCOUNT' dropdown menu is open, showing options: 'Bursar Summary', 'Go to QuikPay', 'Charges Due', 'Enroll in Web Refund', '1098T Forms' (highlighted in blue), and 'Enroll in Payment Plan'. A red arrow points to the '1098T Forms' option. Below the navigation bar, a banner features a photo of a building with the text 'Welcome to the redesigned Student Center!' and links for 'Manage Personal Information', 'Class Search', and 'Grades'. Below the banner, there is a section for 'Summer 2020' with an 'Enroll Now' link.

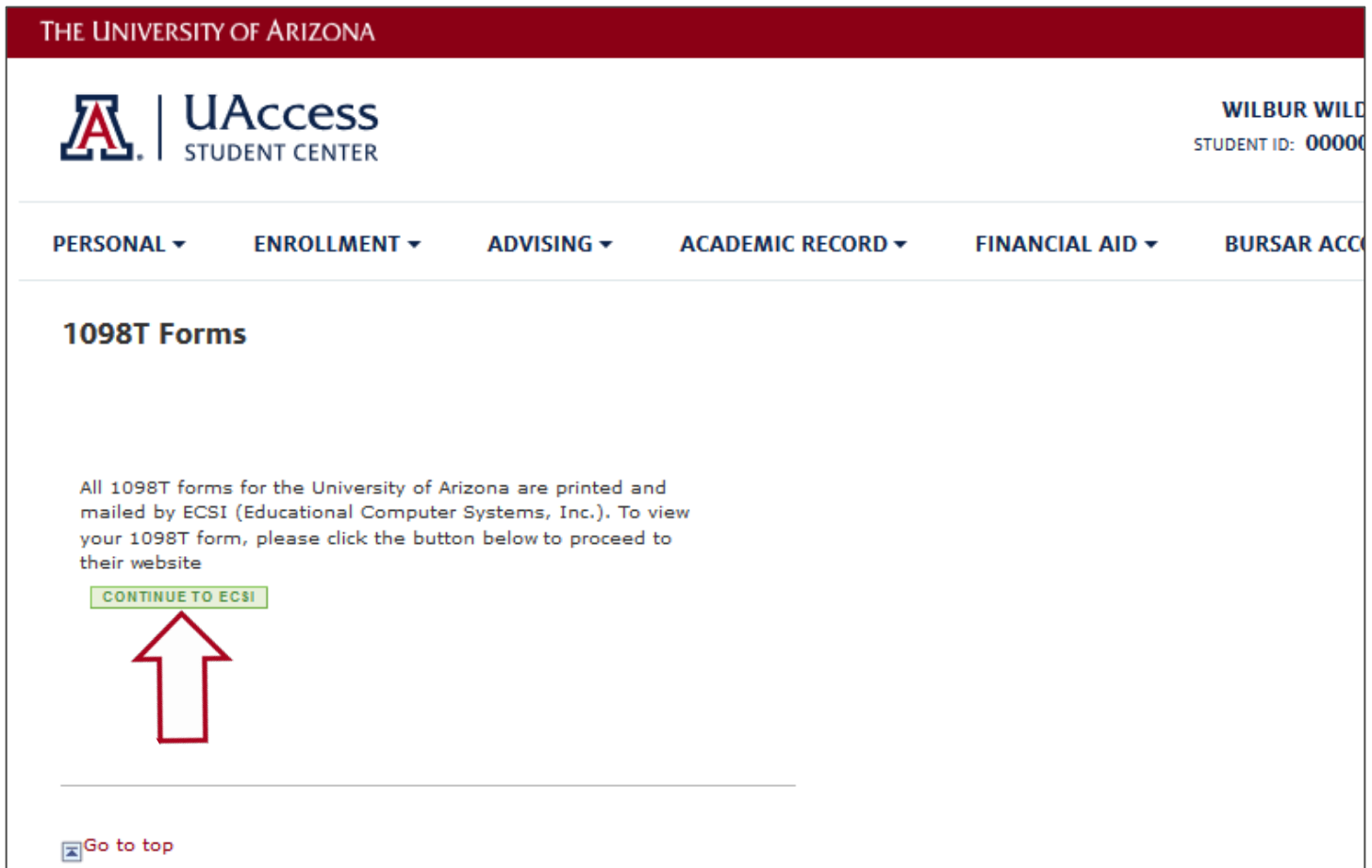


Navigate to **Bursar Account**


Click on **1098T Forms**

Step 2

Retrieve your 1098-T



THE UNIVERSITY OF ARIZONA

 **UAccess**
STUDENT CENTER


WILBUR WILD
STUDENT ID: 0000


PERSONAL ▾ ENROLLMENT ▾ ADVISING ▾ ACADEMIC RECORD ▾ FINANCIAL AID ▾ BURSAR ACC

1098T Forms

All 1098T forms for the University of Arizona are printed and mailed by ECSI (Educational Computer Systems, Inc.). To view your 1098T form, please click the button below to proceed to their website

[CONTINUE TO ECSI](#)



 [Go to top](#)



Click on **Continue to ECSI** button.

- This button redirects you to the ECSI website to access your 1098T form.



Bursar

**We hope you found
this tutorial helpful!**

If you need additional support,
please contact us at:

<https://bursar.arizona.edu/office/email>

520-621-3232

For more information, visit our website:

<https://bursar.arizona.edu/>